

Exhibit D: Rebalancing notes April 2022

Large = 45%; Small = 15%; International = 20%; Fixed = 15%; Cash = 5%

The following trades were made on Thursday, April 21, 2022. These are shared per ASOR's Investment and Spending Policy (to confirm that the Executive Director and Treasurer rebalance at least biannually).

BIPOC Fund

(all "buy" because of gifts)

- ✓ Large Cap: Buy 7804
- ✓ Small Cap: Buy 3039
- ✓ International: Buy 3610
- ✓ Fixed: Buy 5212

Building Fund

- ✓ Large Cap: Sell 3775
- ✓ Small Cap: Sell 541
- ✓ International: Buy 1484
- ✓ Fixed: Buy 2856

Dana #1 Fund

- ✓ Large Cap: Sell 3592
- ✓ Small Cap: Sell 2831
- ✓ International: Buy 514
- ✓ Fixed: Buy 428

Dana #2 Fund

- ✓ Large Cap: Sell 2583
- ✓ Small Cap: Sell 2070
- ✓ International: Buy 563
- ✓ Fixed: Buy 457

Dana #3 Fund

(all "buy" because of gifts)

- ✓ Large Cap: Buy 5832
- ✓ Small Cap: Buy 1833
- ✓ International: Buy 2755
- ✓ Fixed: Buy 5988

Geraty Fund

- ✓ Large Cap: Sell 783
- ✓ Small Cap: Sell 675
- ✓ International: Buy 324
- ✓ Fixed: Buy 265

Harris Fund

- ✓ Large Cap: Sell 2014
- ✓ Small Cap: Sell 1380
- ✓ International: Buy 350
- ✓ Fixed: Buy 87

MacAllister

- ✓ Large Cap: Sell 2150
- ✓ Small Cap: Sell 1500
- ✓ International: Buy 377
- ✓ Fixed: Buy 155

Mason Fund

- ✓ Large Cap: Sell 672
- ✓ Small Cap: Sell 396
- ✓ International: Buy 88
- ✓ Fixed: no trade

Meyers

- ✓ Large Cap: Sell 2613
- ✓ Small Cap: Sell 1824
- ✓ International: Buy 601
- ✓ Fixed: Buy 237

Platt

- ✓ Large Cap: Sell 4798
- ✓ Small Cap: Sell 7772
- ✓ International: Buy 897
- ✓ Fixed: Buy 4641

Seger

- ✓ Large Cap: Sell 890
- ✓ Small Cap: Sell 560
- ✓ International: Buy 157
- ✓ Fixed: Buy 83

Strange

(new gift: 1/2 to purchase in May/June)

- ✓ Large Cap: Buy 14,053
- ✓ Small Cap: Buy 4110
- ✓ International: Buy 7309
- ✓ Fixed: Buy 5360

Wright / Meyers

- ✓ Large Cap: Sell 1285
- ✓ Small Cap: Sell 855
- ✓ International: Buy 274
- ✓ Fixed: Buy 140

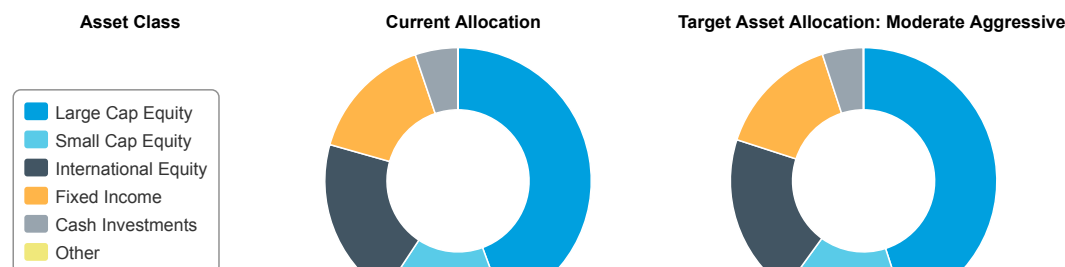
Portfolio Setup **Portfolio Analysis** Investment Ideas

Portfolio	Total Market Value	Target Asset Allocation
BIPOC Endowment View Holdings	\$ 209,472.74	Moderate Aggressive

Asset Allocation Sector Diversification Equity Concentration Fixed Income Quality

[Create Report](#)

Your current portfolio is in balance with your Target Asset Allocation.

For more information [click here](#)The **bolded asset categories** below with an alert indicate a difference larger than 5% between your current allocation and your target asset allocation.

Asset Class	Current Allocation	Target Asset Allocation	Difference
	View table in % View table in \$		
Large Cap Equity	\$ 93,109.87	\$ 94,262.73	\$ 1,152.86
Small Cap Equity	\$ 31,214.33	\$ 31,420.91	\$ 206.58
International Equity	\$ 42,115.78	\$ 41,894.55	(\$ 221.24)
Fixed Income	\$ 32,191.51	\$ 31,420.91	(\$ 770.60)
Cash Investments	\$ 10,841.24	\$ 10,473.64	(\$ 367.60)
Other	\$ 0.00	\$ 0.00	\$ 0.00
Total	\$ 209,472.74	\$ 209,472.74	

[Create Report](#)

Allocations to Schwab asset classes (i.e. Large Cap, Small Cap, Intl Stocks, Bonds, Cash, and Other) for all mutual funds and ETFs are based on rescaled long-only allocation percentages. Long rescaled allocations ignore short positions so that there are no negative positions in any asset class, and are rescaled so that the sum of all asset classes equals 100%. The asset allocations assigned to a mutual fund or ETF may be further adjusted to ignore non-strategic asset allocations such as transitional cash in a stock fund.

Asset allocation does not ensure a profit and does not protect against losses in declining markets.

Sign up for (or cancel your existing) [Portfolio Checkup Email Reminders](#).Note: for Create Report, you must have Adobe Reader® installed on your computer to view the report. Download the latest version of [Adobe Reader](#).

(0314-1537)

Portfolio Setup **Portfolio Analysis**

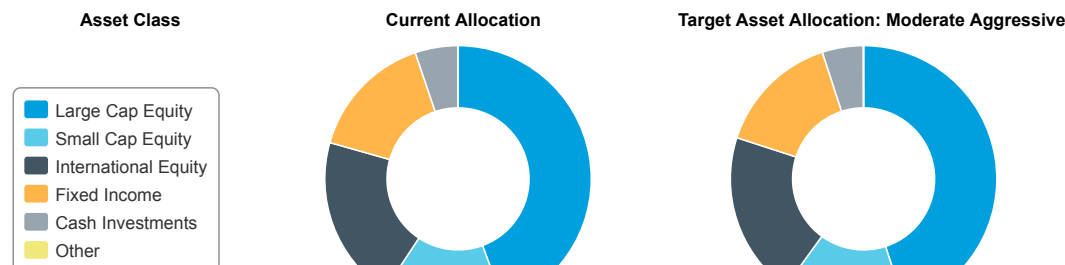
Portfolio	Total Market Value	Target Asset Allocation
Building View Holdings	\$ 346,106.31	Moderate Aggressive

Asset Allocation Sector Diversification Equity Concentration Fixed Income Quality

[Create Report](#)

Your current portfolio is in balance with your Target Asset Allocation.

For more information [click here](#)



The **bolded asset categories** below with an alert indicate a difference larger than 5% between your current allocation and your target asset allocation.

Asset Class	Current Allocation	Target Asset Allocation	Difference
	View table in % View table in \$		
Large Cap Equity	\$ 153,725.19	\$ 155,747.84	\$ 2,022.65
Small Cap Equity	\$ 51,726.63	\$ 51,915.95	\$ 189.31
International Equity	\$ 69,581.21	\$ 69,221.26	(\$ 359.95)
Fixed Income	\$ 53,208.58	\$ 51,915.95	(\$ 1,292.63)
Cash Investments	\$ 17,864.70	\$ 17,305.32	(\$ 559.38)
Other	\$ 0.00	\$ 0.00	\$ 0.00
Total	\$ 346,106.31	\$ 346,106.31	

[Create Report](#)

Allocations to Schwab asset classes (i.e. Large Cap, Small Cap, Intl Stocks, Bonds, Cash, and Other) for all mutual funds and ETFs are based on rescaled long-only allocation percentages. Long rescaled allocations ignore short positions so that there are no negative positions in any asset class, and are rescaled so that the sum of all asset classes equals 100%. The asset allocations assigned to a mutual fund or ETF may be further adjusted to ignore non-strategic asset allocations such as transitional cash in a stock fund.

Asset allocation does not ensure a profit and does not protect against losses in declining markets.

Sign up for (or cancel your existing) [Portfolio Checkup Email Reminders](#).

Note: for Create Report, you must have Adobe Reader® installed on your computer to view the report. Download the latest version of [Adobe Reader](#).

(0314-1537)

Portfolio Setup **Portfolio Analysis**

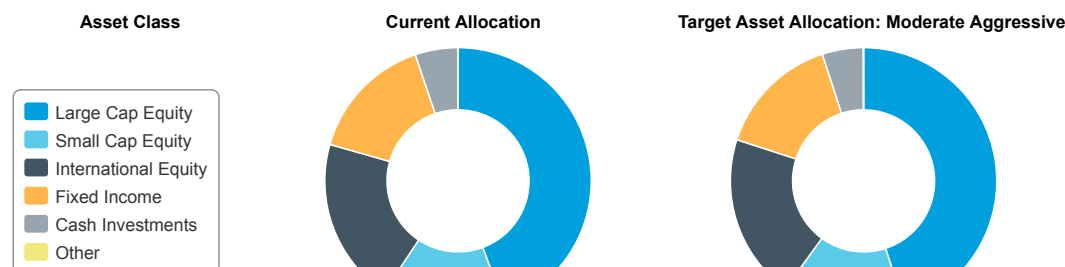
Portfolio	Total Market Value	Target Asset Allocation
Dana View Holdings	\$ 354,369.27	Moderate Aggressive

Asset Allocation Sector Diversification Equity Concentration Fixed Income Quality

[Create Report](#)

Your current portfolio is in balance with your Target Asset Allocation.

For more information [click here](#)



The **bolded asset categories** below with an alert indicate a difference larger than 5% between your current allocation and your target asset allocation.

Asset Class	Current Allocation	Target Asset Allocation	Difference
	View table in % View table in \$		
Large Cap Equity	\$ 157,391.94	\$ 159,466.17	\$ 2,074.23
Small Cap Equity	\$ 52,979.35	\$ 53,155.39	\$ 176.04
International Equity	\$ 71,259.03	\$ 70,873.85	(\$ 385.18)
Fixed Income	\$ 54,446.78	\$ 53,155.39	(\$ 1,291.39)
Cash Investments	\$ 18,292.17	\$ 17,718.46	(\$ 573.71)
Other	\$ 0.00	\$ 0.00	\$ 0.00
Total	\$ 354,369.27	\$ 354,369.27	

[Create Report](#)

Allocations to Schwab asset classes (i.e. Large Cap, Small Cap, Intl Stocks, Bonds, Cash, and Other) for all mutual funds and ETFs are based on rescaled long-only allocation percentages. Long rescaled allocations ignore short positions so that there are no negative positions in any asset class, and are rescaled so that the sum of all asset classes equals 100%. The asset allocations assigned to a mutual fund or ETF may be further adjusted to ignore non-strategic asset allocations such as transitional cash in a stock fund.

Asset allocation does not ensure a profit and does not protect against losses in declining markets.

Sign up for (or cancel your existing) [Portfolio Checkup Email Reminders](#).

Note: for Create Report, you must have Adobe Reader[®] installed on your computer to view the report. Download the latest version of [Adobe Reader](#).

(0314-1537)

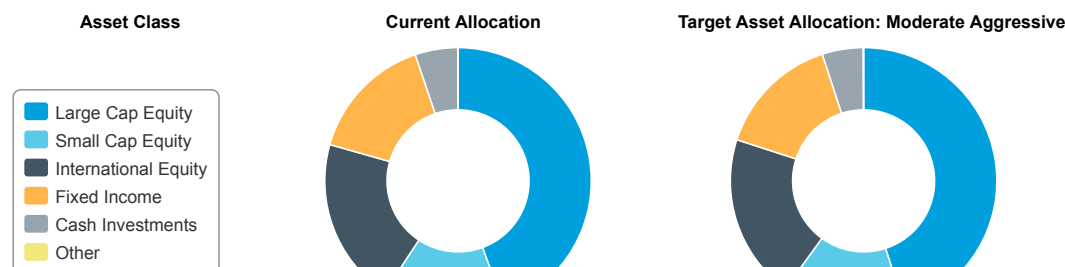
Portfolio Setup **Portfolio Analysis** Investment Ideas

Portfolio	Total Market Value	Target Asset Allocation
Dana2 View Holdings	\$ 287,959.68	Moderate Aggressive

Asset Allocation Sector Diversification Equity Concentration Fixed Income Quality

[Create Report](#)

Your current portfolio is in balance with your Target Asset Allocation.

For more information [click here](#)

The **bolded asset categories** below with an alert indicate a difference larger than 5% between your current allocation and your target asset allocation.

Asset Class	Current Allocation	Target Asset Allocation	Difference
	View table in % View table in \$		
Large Cap Equity	\$ 127,893.35	\$ 129,581.85	\$ 1,688.51
Small Cap Equity	\$ 43,021.59	\$ 43,193.95	\$ 172.37
International Equity	\$ 57,905.48	\$ 57,591.94	(\$ 313.55)
Fixed Income	\$ 44,282.32	\$ 43,193.95	(\$ 1,088.37)
Cash Investments	\$ 14,856.94	\$ 14,397.98	(\$ 458.96)
Other	\$ 0.00	\$ 0.00	\$ 0.00
Total	\$ 287,959.68	\$ 287,959.68	

[Create Report](#)

Allocations to Schwab asset classes (i.e. Large Cap, Small Cap, Intl Stocks, Bonds, Cash, and Other) for all mutual funds and ETFs are based on rescaled long-only allocation percentages. Long rescaled allocations ignore short positions so that there are no negative positions in any asset class, and are rescaled so that the sum of all asset classes equals 100%. The asset allocations assigned to a mutual fund or ETF may be further adjusted to ignore non-strategic asset allocations such as transitional cash in a stock fund.

Asset allocation does not ensure a profit and does not protect against losses in declining markets.

Sign up for (or cancel your existing) [Portfolio Checkup Email Reminders](#).

Note: for Create Report, you must have Adobe Reader® installed on your computer to view the report. Download the latest version of [Adobe Reader](#).

(0314-1537)

Portfolio Setup **Portfolio Analysis**

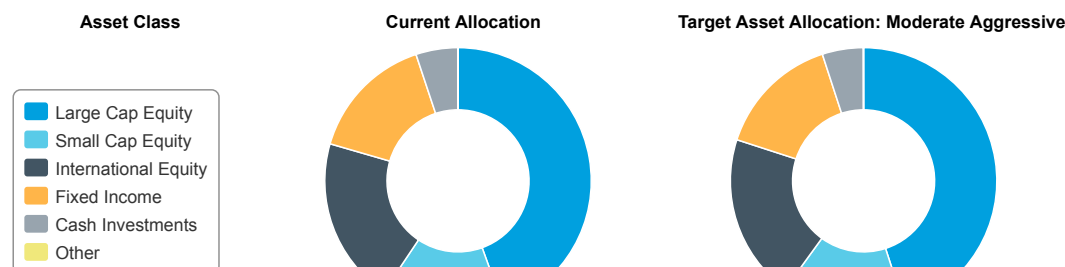
Portfolio	Total Market Value	Target Asset Allocation
Dana 3 View Holdings	\$ 94,127.45	Moderate Aggressive

Asset Allocation Sector Diversification Equity Concentration Fixed Income Quality

[Create Report](#)

Your current portfolio is in balance with your Target Asset Allocation.

For more information [click here](#)



The **bolded asset categories** below with an alert indicate a difference larger than 5% between your current allocation and your target asset allocation.

Asset Class	Current Allocation	Target Asset Allocation	Difference
	View table in % View table in \$		
Large Cap Equity	\$ 41,852.39	\$ 42,357.35	\$ 504.96
Small Cap Equity	\$ 14,061.83	\$ 14,119.12	\$ 57.29
International Equity	\$ 18,925.29	\$ 18,825.49	(\$ 99.80)
Fixed Income	\$ 14,468.18	\$ 14,119.12	(\$ 349.06)
Cash Investments	\$ 4,819.75	\$ 4,706.37	(\$ 113.38)
Other	\$ 0.00	\$ 0.00	\$ 0.00
Total	\$ 94,127.45	\$ 94,127.45	

[Create Report](#)

Allocations to Schwab asset classes (i.e. Large Cap, Small Cap, Intl Stocks, Bonds, Cash, and Other) for all mutual funds and ETFs are based on rescaled long-only allocation percentages. Long rescaled allocations ignore short positions so that there are no negative positions in any asset class, and are rescaled so that the sum of all asset classes equals 100%. The asset allocations assigned to a mutual fund or ETF may be further adjusted to ignore non-strategic asset allocations such as transitional cash in a stock fund.

Asset allocation does not ensure a profit and does not protect against losses in declining markets.

Sign up for (or cancel your existing) [Portfolio Checkup Email Reminders](#).

Note: for Create Report, you must have Adobe Reader® installed on your computer to view the report. Download the latest version of [Adobe Reader](#).

(0314-1537)

Portfolio Setup **Portfolio Analysis**

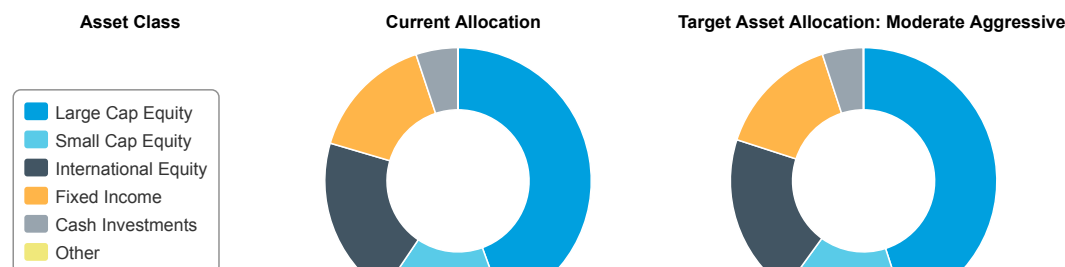
Portfolio	Total Market Value	Target Asset Allocation
Geraty View Holdings	\$ 110,365.32	Moderate Aggressive

Asset Allocation Sector Diversification Equity Concentration Fixed Income Quality

[Create Report](#)

Your current portfolio is in balance with your Target Asset Allocation.

For more information [click here](#)



The **bolded asset categories** below with an alert indicate a difference larger than 5% between your current allocation and your target asset allocation.

Asset Class	Current Allocation	Target Asset Allocation	Difference
	View table in % View table in \$		
Large Cap Equity	\$ 49,021.44	\$ 49,664.39	\$ 642.95
Small Cap Equity	\$ 16,539.74	\$ 16,554.80	\$ 15.05
International Equity	\$ 22,193.07	\$ 22,073.06	(\$ 120.01)
Fixed Income	\$ 16,935.41	\$ 16,554.80	(\$ 380.61)
Cash Investments	\$ 5,675.65	\$ 5,518.27	(\$ 157.38)
Other	\$ 0.00	\$ 0.00	\$ 0.00
Total	\$ 110,365.32	\$ 110,365.32	

[Create Report](#)

Allocations to Schwab asset classes (i.e. Large Cap, Small Cap, Intl Stocks, Bonds, Cash, and Other) for all mutual funds and ETFs are based on rescaled long-only allocation percentages. Long rescaled allocations ignore short positions so that there are no negative positions in any asset class, and are rescaled so that the sum of all asset classes equals 100%. The asset allocations assigned to a mutual fund or ETF may be further adjusted to ignore non-strategic asset allocations such as transitional cash in a stock fund.

Asset allocation does not ensure a profit and does not protect against losses in declining markets.

Sign up for (or cancel your existing) [Portfolio Checkup Email Reminders](#).

Note: for Create Report, you must have Adobe Reader[®] installed on your computer to view the report. Download the latest version of [Adobe Reader](#).

(0314-1537)

Portfolio Setup **Portfolio Analysis**

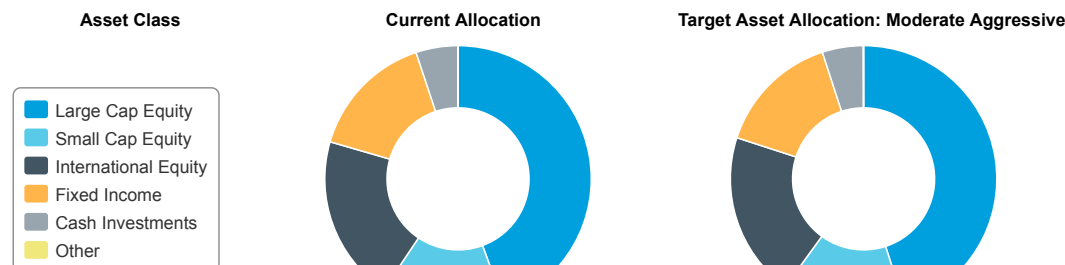
Portfolio	Total Market Value	Target Asset Allocation
Harris View Holdings	\$ 162,614.32	Moderate Aggressive

Asset Allocation Sector Diversification Equity Concentration Fixed Income Quality

[Create Report](#)

Your current portfolio is in balance with your Target Asset Allocation.

For more information [click here](#)



The **bolded asset categories** below with an alert indicate a difference larger than 5% between your current allocation and your target asset allocation.

Asset Class	Current Allocation	Target Asset Allocation	Difference
	View table in % View table in \$		
Large Cap Equity	\$ 72,221.19	\$ 73,176.44	\$ 955.26
Small Cap Equity	\$ 24,328.90	\$ 24,392.15	\$ 63.25
International Equity	\$ 32,701.87	\$ 32,522.86	(\$ 179.01)
Fixed Income	\$ 24,995.48	\$ 24,392.15	(\$ 603.33)
Cash Investments	\$ 8,366.89	\$ 8,130.72	(\$ 236.17)
Other	\$ 0.00	\$ 0.00	\$ 0.00
Total	\$ 162,614.32	\$ 162,614.32	

[Create Report](#)

Allocations to Schwab asset classes (i.e. Large Cap, Small Cap, Intl Stocks, Bonds, Cash, and Other) for all mutual funds and ETFs are based on rescaled long-only allocation percentages. Long rescaled allocations ignore short positions so that there are no negative positions in any asset class, and are rescaled so that the sum of all asset classes equals 100%. The asset allocations assigned to a mutual fund or ETF may be further adjusted to ignore non-strategic asset allocations such as transitional cash in a stock fund.

Asset allocation does not ensure a profit and does not protect against losses in declining markets.

Sign up for (or cancel your existing) [Portfolio Checkup Email Reminders](#).

Note: for Create Report, you must have Adobe Reader[®] installed on your computer to view the report. Download the latest version of [Adobe Reader](#).

(0314-1537)

Portfolio Setup **Portfolio Analysis**

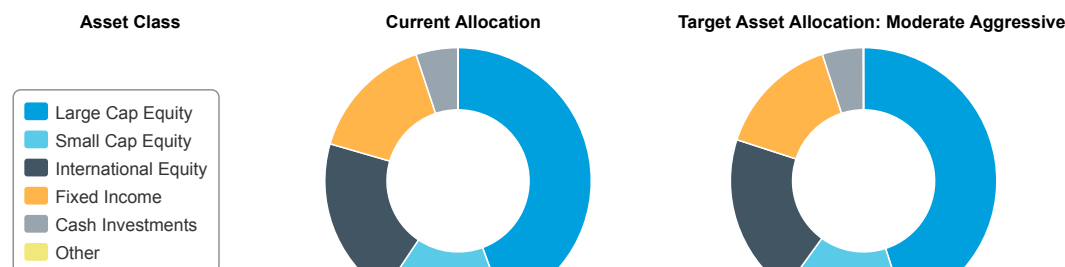
Portfolio	Total Market Value	Target Asset Allocation
MacAllister View Holdings	\$ 174,076.57	Moderate Aggressive

Asset Allocation Sector Diversification Equity Concentration Fixed Income Quality

[Create Report](#)

Your current portfolio is in balance with your Target Asset Allocation.

For more information [click here](#)



The **bolded asset categories** below with an alert indicate a difference larger than 5% between your current allocation and your target asset allocation.

Asset Class	Current Allocation	Target Asset Allocation	Difference
	View table in % View table in \$		
Large Cap Equity	\$ 77,312.37	\$ 78,334.46	\$ 1,022.09
Small Cap Equity	\$ 26,058.04	\$ 26,111.49	\$ 53.44
International Equity	\$ 35,006.74	\$ 34,815.31	(\$ 191.43)
Fixed Income	\$ 26,766.38	\$ 26,111.49	(\$ 654.90)
Cash Investments	\$ 8,933.03	\$ 8,703.83	(\$ 229.20)
Other	\$ 0.00	\$ 0.00	\$ 0.00
Total	\$ 174,076.57	\$ 174,076.57	

[Create Report](#)

Allocations to Schwab asset classes (i.e. Large Cap, Small Cap, Intl Stocks, Bonds, Cash, and Other) for all mutual funds and ETFs are based on rescaled long-only allocation percentages. Long rescaled allocations ignore short positions so that there are no negative positions in any asset class, and are rescaled so that the sum of all asset classes equals 100%. The asset allocations assigned to a mutual fund or ETF may be further adjusted to ignore non-strategic asset allocations such as transitional cash in a stock fund.

Asset allocation does not ensure a profit and does not protect against losses in declining markets.

Sign up for (or cancel your existing) [Portfolio Checkup Email Reminders](#).

Note: for Create Report, you must have Adobe Reader® installed on your computer to view the report. Download the latest version of [Adobe Reader](#).

(0314-1537)

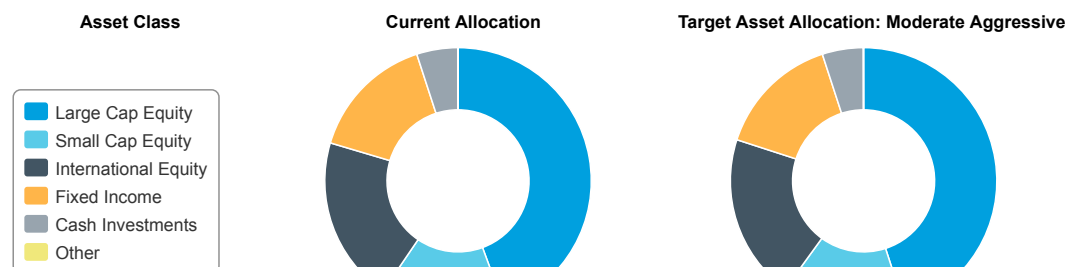
Portfolio Setup **Portfolio Analysis** Investment Ideas

Portfolio	Total Market Value	Target Asset Allocation
Mason Endowment View Holdings	\$ 50,298.28	Moderate Aggressive

Asset Allocation ✔ Sector Diversification ✔ Equity Concentration ✔ Fixed Income ✔ Quality ✔

[Create Report](#)

✔ Your current portfolio is in balance with your Target Asset Allocation.

For more information [click here](#)

The **bolded asset categories** below with an alert indicate a difference larger than 5% between your current allocation and your target asset allocation.

Asset Class	Current Allocation	Target Asset Allocation	Difference
	View table in % View table in \$		
Large Cap Equity	\$ 22,339.70	\$ 22,634.23	\$ 294.53
Small Cap Equity	\$ 7,597.41	\$ 7,544.74	(\$ 52.67)
International Equity	\$ 10,116.09	\$ 10,059.66	(\$ 56.43)
Fixed Income	\$ 7,729.17	\$ 7,544.74	(\$ 184.43)
Cash Investments	\$ 2,515.91	\$ 2,514.91	(\$ 1.00)
Other	\$ 0.00	\$ 0.00	\$ 0.00
Total	\$ 50,298.28	\$ 50,298.28	

[Create Report](#)

Allocations to Schwab asset classes (i.e. Large Cap, Small Cap, Intl Stocks, Bonds, Cash, and Other) for all mutual funds and ETFs are based on rescaled long-only allocation percentages. Long rescaled allocations ignore short positions so that there are no negative positions in any asset class, and are rescaled so that the sum of all asset classes equals 100%. The asset allocations assigned to a mutual fund or ETF may be further adjusted to ignore non-strategic asset allocations such as transitional cash in a stock fund.

Asset allocation does not ensure a profit and does not protect against losses in declining markets.

Sign up for (or cancel your existing) [Portfolio Checkup Email Reminders](#).

Note: for Create Report, you must have Adobe Reader® installed on your computer to view the report. Download the latest version of [Adobe Reader](#).

(0314-1537)

Portfolio Setup **Portfolio Analysis**

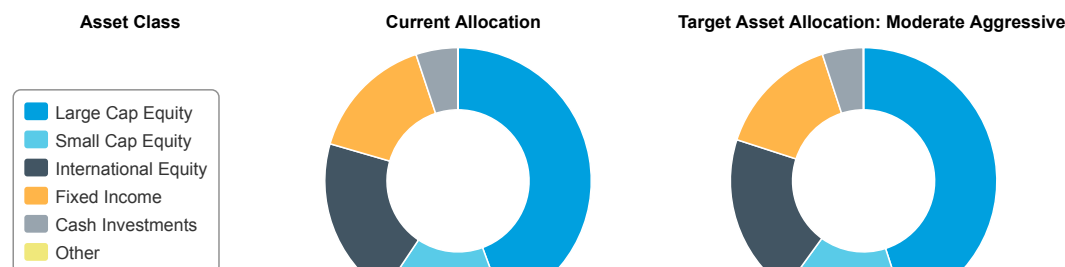
Portfolio	Total Market Value	Target Asset Allocation
Meyers View Holdings	\$ 229,555.84	Moderate Aggressive

Asset Allocation Sector Diversification Equity Concentration Fixed Income Quality

[Create Report](#)

Your current portfolio is in balance with your Target Asset Allocation.

For more information [click here](#)



The **bolded asset categories** below with an alert indicate a difference larger than 5% between your current allocation and your target asset allocation.

Asset Class	Current Allocation	Target Asset Allocation	Difference
	View table in % View table in \$		
Large Cap Equity	\$ 101,954.45	\$ 103,300.13	\$ 1,345.68
Small Cap Equity	\$ 34,359.84	\$ 34,433.38	\$ 73.54
International Equity	\$ 46,164.18	\$ 45,911.17	(\$ 253.01)
Fixed Income	\$ 35,292.76	\$ 34,433.38	(\$ 859.39)
Cash Investments	\$ 11,784.61	\$ 11,477.79	(\$ 306.82)
Other	\$ 0.00	\$ 0.00	\$ 0.00
Total	\$ 229,555.84	\$ 229,555.84	

[Create Report](#)

Allocations to Schwab asset classes (i.e. Large Cap, Small Cap, Intl Stocks, Bonds, Cash, and Other) for all mutual funds and ETFs are based on rescaled long-only allocation percentages. Long rescaled allocations ignore short positions so that there are no negative positions in any asset class, and are rescaled so that the sum of all asset classes equals 100%. The asset allocations assigned to a mutual fund or ETF may be further adjusted to ignore non-strategic asset allocations such as transitional cash in a stock fund.

Asset allocation does not ensure a profit and does not protect against losses in declining markets.

Sign up for (or cancel your existing) [Portfolio Checkup Email Reminders](#).

Note: for Create Report, you must have Adobe Reader® installed on your computer to view the report. Download the latest version of [Adobe Reader](#).

(0314-1537)

Portfolio Setup **Portfolio Analysis**

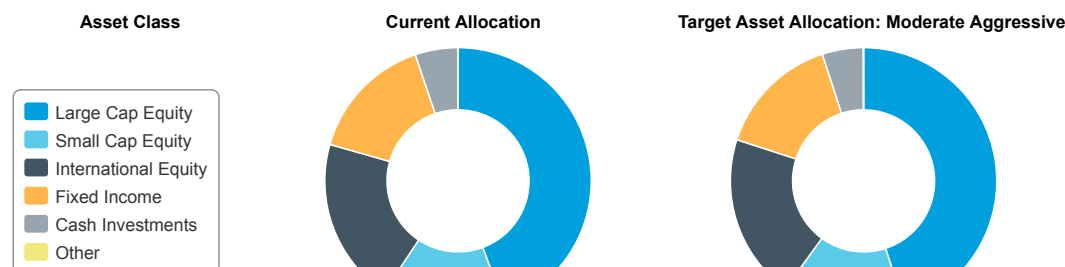
Portfolio	Total Market Value	Target Asset Allocation
Platt View Holdings	\$ 283,672.56	Moderate Aggressive

Asset Allocation Sector Diversification Equity Concentration Fixed Income Quality

[Create Report](#)

Your current portfolio is in balance with your Target Asset Allocation.

For more information [click here](#)



The **bolded asset categories** below with an alert indicate a difference larger than 5% between your current allocation and your target asset allocation.

Asset Class	Current Allocation	Target Asset Allocation	Difference
	View table in % View table in \$		
Large Cap Equity	\$ 126,024.86	\$ 127,652.65	\$ 1,627.80
Small Cap Equity	\$ 42,415.77	\$ 42,550.88	\$ 135.11
International Equity	\$ 56,977.41	\$ 56,734.51	(\$ 242.90)
Fixed Income	\$ 43,635.44	\$ 42,550.88	(\$ 1,084.55)
Cash Investments	\$ 14,619.09	\$ 14,183.63	(\$ 435.46)
Other	\$ 0.00	\$ 0.00	\$ 0.00
Total	\$ 283,672.56	\$ 283,672.56	

[Create Report](#)

Allocations to Schwab asset classes (i.e. Large Cap, Small Cap, Intl Stocks, Bonds, Cash, and Other) for all mutual funds and ETFs are based on rescaled long-only allocation percentages. Long rescaled allocations ignore short positions so that there are no negative positions in any asset class, and are rescaled so that the sum of all asset classes equals 100%. The asset allocations assigned to a mutual fund or ETF may be further adjusted to ignore non-strategic asset allocations such as transitional cash in a stock fund.

Asset allocation does not ensure a profit and does not protect against losses in declining markets.

Sign up for (or cancel your existing) [Portfolio Checkup Email Reminders](#).

Note: for Create Report, you must have Adobe Reader® installed on your computer to view the report. Download the latest version of [Adobe Reader](#).

(0314-1537)

Portfolio Setup **Portfolio Analysis**

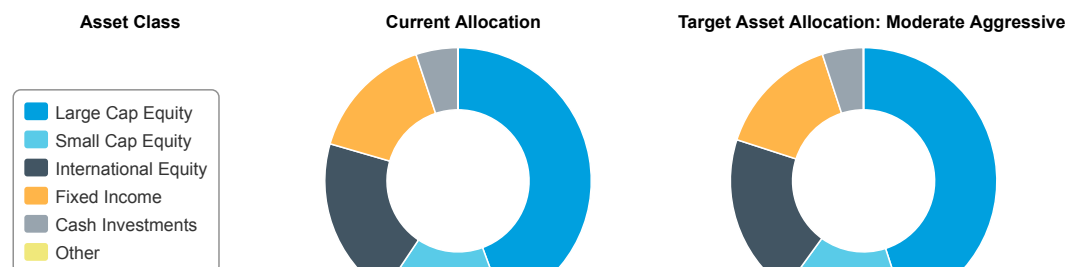
Portfolio	Total Market Value	Target Asset Allocation
Seger View Holdings	\$ 72,206.98	Moderate Aggressive

Asset Allocation Sector Diversification Equity Concentration Fixed Income Quality

[Create Report](#)

Your current portfolio is in balance with your Target Asset Allocation.

For more information [click here](#)



The **bolded asset categories** below with an alert indicate a difference larger than 5% between your current allocation and your target asset allocation.

Asset Class	Current Allocation	Target Asset Allocation	Difference
	View table in % View table in \$		
Large Cap Equity	\$ 32,069.98	\$ 32,493.14	\$ 423.16
Small Cap Equity	\$ 10,829.69	\$ 10,831.05	\$ 1.36
International Equity	\$ 14,521.18	\$ 14,441.40	(\$ 79.78)
Fixed Income	\$ 11,097.75	\$ 10,831.05	(\$ 266.70)
Cash Investments	\$ 3,688.39	\$ 3,610.35	(\$ 78.04)
Other	\$ 0.00	\$ 0.00	\$ 0.00
Total	\$ 72,206.98	\$ 72,206.98	

[Create Report](#)

Allocations to Schwab asset classes (i.e. Large Cap, Small Cap, Intl Stocks, Bonds, Cash, and Other) for all mutual funds and ETFs are based on rescaled long-only allocation percentages. Long rescaled allocations ignore short positions so that there are no negative positions in any asset class, and are rescaled so that the sum of all asset classes equals 100%. The asset allocations assigned to a mutual fund or ETF may be further adjusted to ignore non-strategic asset allocations such as transitional cash in a stock fund.

Asset allocation does not ensure a profit and does not protect against losses in declining markets.

Sign up for (or cancel your existing) [Portfolio Checkup Email Reminders](#).

Note: for Create Report, you must have Adobe Reader® installed on your computer to view the report. Download the latest version of [Adobe Reader](#).

(0314-1537)

Portfolio Setup **Portfolio Analysis**

Portfolio	Total Market Value	Target Asset Allocation
Strange View Holdings	\$ 173,629.57	Moderate Aggressive

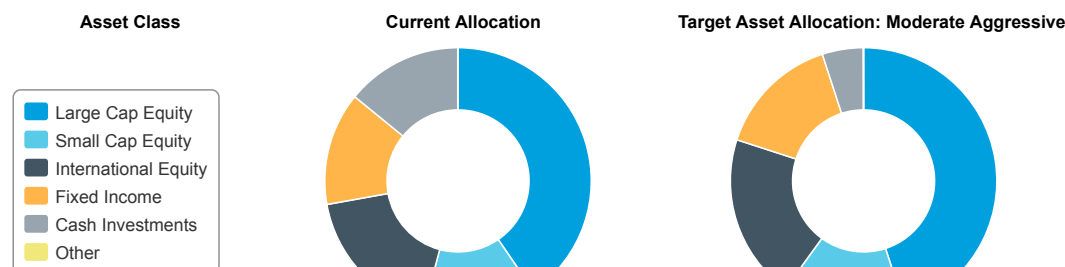
Asset Allocation ⚠️

Sector Diversification ✓

Equity Concentration ✓

Fixed Income ✓

Quality ✓

[Create Report](#)⚠️ **Your current portfolio is out of balance with your Target Asset Allocation.**For more information [click here](#)The **bolded asset categories** below with an alert indicate a difference larger than 5% between your current allocation and your target asset allocation.

Asset Class	Current Allocation	Target Asset Allocation	Difference
	View table in % View table in \$		
Large Cap Equity	\$ 70,211.98	\$ 78,133.31	\$ 7,921.33
Small Cap Equity	\$ 23,860.49	\$ 26,044.44	\$ 2,183.95
International Equity	\$ 31,248.20	\$ 34,725.91	\$ 3,477.71
Fixed Income	\$ 23,865.88	\$ 26,044.44	\$ 2,178.56
Cash Investments ⚠️	\$ 24,443.03	\$ 8,681.48	(\$ 15,761.55)
Other	\$ 0.00	\$ 0.00	\$ 0.00
Total	\$ 173,629.57	\$ 173,629.57	

[Create Report](#)

Allocations to Schwab asset classes (i.e. Large Cap, Small Cap, Intl Stocks, Bonds, Cash, and Other) for all mutual funds and ETFs are based on rescaled long-only allocation percentages. Long rescaled allocations ignore short positions so that there are no negative positions in any asset class, and are rescaled so that the sum of all asset classes equals 100%. The asset allocations assigned to a mutual fund or ETF may be further adjusted to ignore non-strategic asset allocations such as transitional cash in a stock fund.

Asset allocation does not ensure a profit and does not protect against losses in declining markets.

Sign up for (or cancel your existing) [Portfolio Checkup Email Reminders](#).

Note: for Create Report, you must have Adobe Reader® installed on your computer to view the report. Download the latest version of [Adobe Reader](#).

(0314-1537)

Portfolio Setup **Portfolio Analysis**

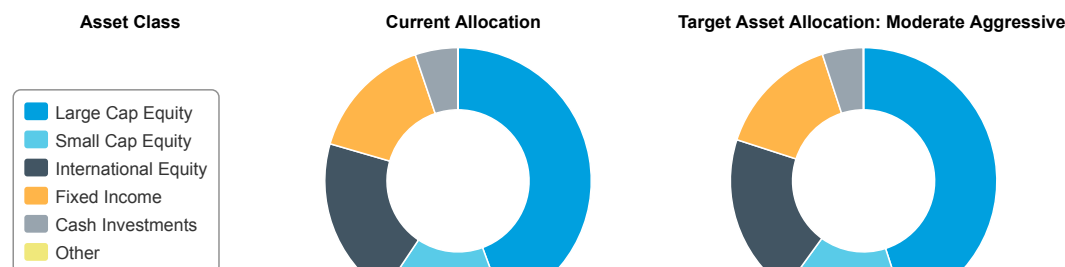
Portfolio	Total Market Value	Target Asset Allocation
Wright-Meyers View Holdings	\$ 109,917.87	Moderate Aggressive

Asset Allocation Sector Diversification Equity Concentration Fixed Income Quality

[Create Report](#)

Your current portfolio is in balance with your Target Asset Allocation.

For more information [click here](#)



The **bolded asset categories** below with an alert indicate a difference larger than 5% between your current allocation and your target asset allocation.

Asset Class	Current Allocation	Target Asset Allocation	Difference
	View table in % View table in \$		
Large Cap Equity	\$ 48,818.24	\$ 49,463.04	\$ 644.80
Small Cap Equity	\$ 16,448.17	\$ 16,487.68	\$ 39.51
International Equity	\$ 22,104.84	\$ 21,983.57	(\$ 121.26)
Fixed Income	\$ 16,839.49	\$ 16,487.68	(\$ 351.81)
Cash Investments	\$ 5,707.13	\$ 5,495.89	(\$ 211.24)
Other	\$ 0.00	\$ 0.00	\$ 0.00
Total	\$ 109,917.87	\$ 109,917.87	

[Create Report](#)

Allocations to Schwab asset classes (i.e. Large Cap, Small Cap, Intl Stocks, Bonds, Cash, and Other) for all mutual funds and ETFs are based on rescaled long-only allocation percentages. Long rescaled allocations ignore short positions so that there are no negative positions in any asset class, and are rescaled so that the sum of all asset classes equals 100%. The asset allocations assigned to a mutual fund or ETF may be further adjusted to ignore non-strategic asset allocations such as transitional cash in a stock fund.

Asset allocation does not ensure a profit and does not protect against losses in declining markets.

Sign up for (or cancel your existing) [Portfolio Checkup Email Reminders](#).

Note: for Create Report, you must have Adobe Reader® installed on your computer to view the report. Download the latest version of [Adobe Reader](#).

(0314-1537)