

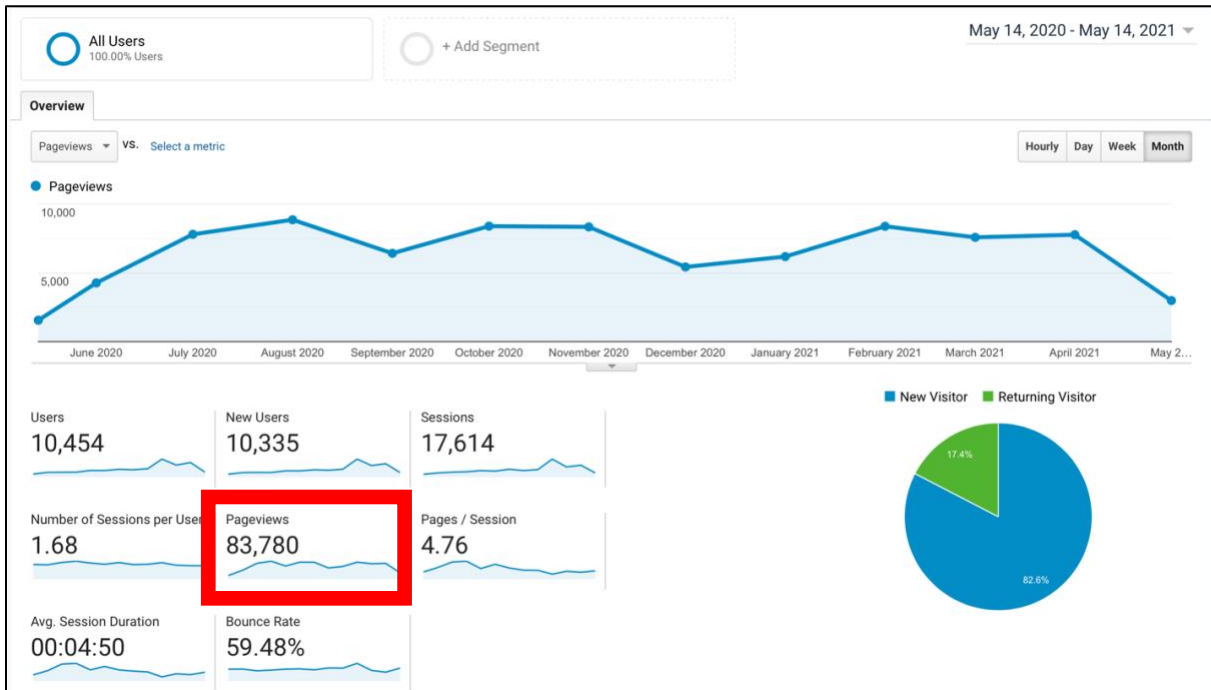
# LCP ANALYTICS 2021

The Levantine Ceramics Project

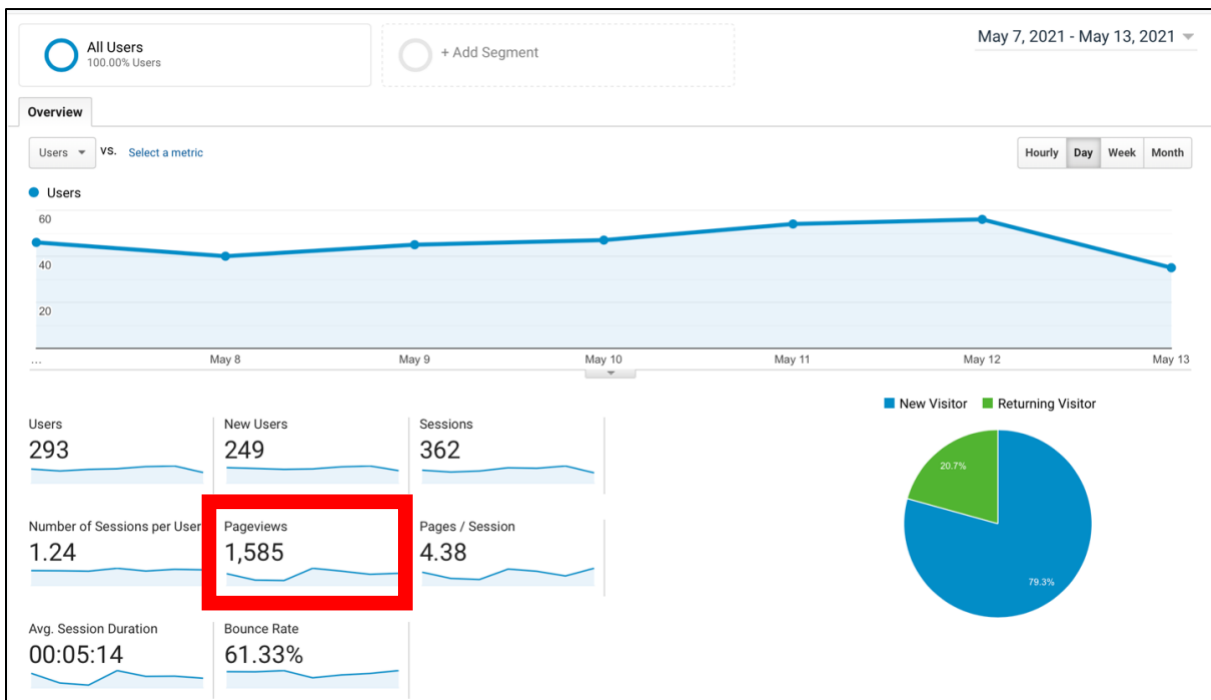


www.levantineceramics.org




















## Page views 5.14.20 – 5.14.21



## Users – single week 5.7.21-5.13.21



## Demographics: Top ten countries 5.14.20 – 5.14.21

Country	Users	% Users
1.  United States	3,288	 31.49%
2.  Israel	939	 8.99%
3.  Turkey	507	 4.86%
4.  Italy	434	 4.16%
5.  China	426	 4.08%
6.  United Kingdom	399	 3.82%
7.  Germany	396	 3.79%
8.  Australia	229	 2.19%
9.  Greece	201	 1.93%
10.  France	194	 1.86%

## Map of LCP usage 5.1.20-5.1.21

